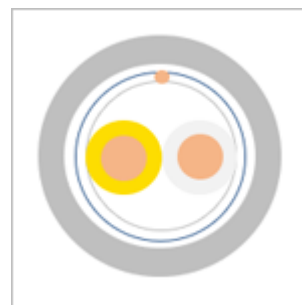
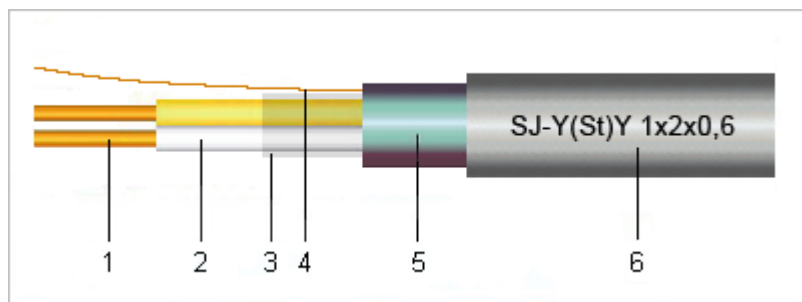


DATASHEET

SJ-Y(St)Y Installation cable (Special)**Structure**

- > 1 Solid bare copper conductor
- > 2 PVC core insulation
- > 3 Cores (Yellow and white) twisted in pair (Twisting direction Z axis)
- > 4 Polyester plastic (PET) foil wrapping over the cores
- > 5 Solid plain copper drain wire
- > 6 Polyester plastic-coated aluminium (AL/PET) foil electrostatic screening
- > 7 PVC outer sheath, gray colour RAL 7032 with imprint:
"SJ-Y(St)Y 1x2x0,6 mm, 300285, Product Date, Lot number, Meter number"

Dimensions

| Conductor structure nominal | Outer Ø nominal [mm] | Conductor resistance at 20 °C [Ω/100m] | CU weight nominal [kg/km] | Weight approx. [kg/km] |
|-----------------------------|-------------------------|---|------------------------------|---------------------------|
| 1x2x0,6 mm | 4,5 ± 0,1 | <69,5 | 7,0 | 23 |


Application

The installation cable is used for special applications and in telecommunication systems, industrial networks, information processing systems, measurement, regulation and control applications with properties limiting the generation and spread of fire.

This cable is preferably used for indoor installation, but also in the open air for fixed installation on outer walls of buildings - provided it is protected against direct exposure to the sun.

DATASHEET

SJ-Y(St)Y Installation cable (Special)**Properties**

- > Solid bare copper conductors, PVC insulated cores, AL/PET foil screened, PVC outer sheathed cable.
- > Cable is in accordance with standards:
 - EN 50575:2014 reaction to fire;
 - EN 13501-6 fire classification;
 - DIN VDE 0815 cable construction.
- > AL/PET foil electrostatic screening, sign of (St), protects the transmission circuits against external electrical interferences. The drain wire is in contact with the inner aluminum surface of the foil.
- > The installation cable is REACH compliant as well as meeting the requirements of other legislation such as the RoHS Directive. The materials used in this cable are cadmium-free and contain no silicone and do not represent health hazards and minimize the environmental impact.
- > The product is conformed with the Low Voltage Directive (LVD) 2014/35/EU of the European Parliament and of the Council ensures that electrical equipment within certain voltage limits provides a high level of protection for European citizens.
- >  Product meets all the legal requirements for CE marking and can be sold throughout the European Economic Area (EEA).

Technical data

| | |
|-------------------------|--|
| Peak working voltage: | 300 V |
| Test voltage: | 800 V eff. (Core/core, core/screening, AC 50 Hz) |
| Temperature range: | Fixed installation -30 °C to +70 °C |
| Insulation resistance: | Min. 100 MΩ x km |
| Mutual capacitance: | At 800 Hz max. 100 nF / km |
| Minimum bending radius: | Fixed installation 7,5 x cable Ø |

Packaging

In coil or drum.