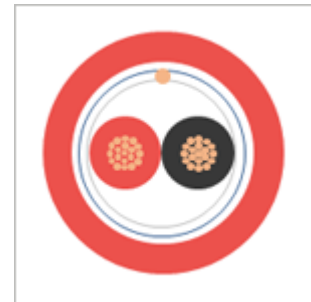
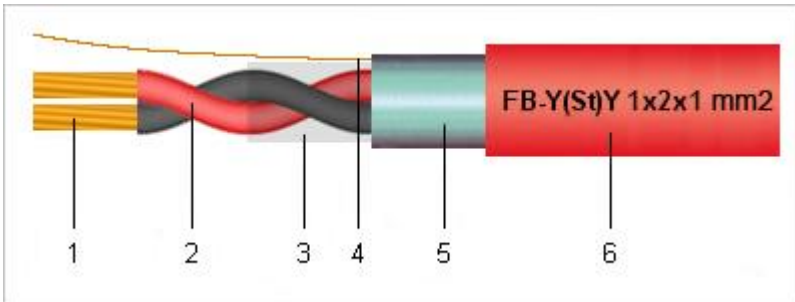


DATASHEET

FB-Y(St)Y ...x2x... Lg BMK Fire alarm cable



Structure

- > 1 Stranded bare copper conductor
- > 2 PVC core insulation
Cores twisted in pairs, pairs twisted in layers (Lg) (Twisting direction Z axis)
(The 2-paired versions: star-quad cable design)
- > 3 Polyester plastic (PET) foil wrapping over the cores
- > 4 Solid plain copper drain wire
- > 5 Polyester plastic coated aluminium (AL/PET) foil electrostatic screening
- > 6 PVC outer sheath, red colour RAL 3000 with imprint:
"FB-Y(St)Y ...x2x... Lg BMK Fire Alarm Cable, Lot number, Meter number"

Dimensions

Conductor structure nominal	Outer Ø nominal <i>mm</i>	Conductor resistance at 20 °C <i>Ω/km</i>	CU weight nominal <i>kg/km</i>	Weight approx. <i>kg/km</i>
1x2x0,75 mm ²	5,5	<28,0	15,0	40
1x2x1,0 mm ²	5,8	<21,0	20,0	55
1x2x1,5 mm ²	7,1	<15,0	30,0	85
1x2x2,5 mm ²	8,5	<9,8	47,0	125
2x2x0,75 mm ²	6,2	<28,0	30,0	80
2x2x1,0 mm ²	6,8	<21,0	38,0	100
2x2x1,5 mm ²	8,3	<15,0	56,0	150
2x2x2,5 mm ²	10,0	<9,8	92,0	210

Application


Fire alarm signal and data transmission cable (BMK) is used in fire alarm applications for fire detection and control systems with properties limiting the generation and spread of fire.

This cable is preferably used for indoor installation, but also in the open air for fixed installation on outer walls of buildings - provided it is protected against direct exposure to the sun.

DATASHEET

FB-Y(St)Y ...x2x... Lg BMK Fire alarm cable

Properties

- > Stranded bare copper conductors, PVC insulated cores, AL/PET foil screened, PVC outer sheathed cable.
- > Cable is in accordance with standards:
 - EN 50575:2014 reaction to fire;
 - EN 13501-6 fire classification;
 - DIN VDE 0815 cable construction and core identification.
- > AL/PET foil electrostatic screening, sign of (St), protects the transmission circuits against external electrical interferences. The drain wire is in contact with the inner aluminum surface of the foil.
- > The fire alarm cable is REACH compliant as well as meeting the requirements of other legislation such as the RoHS Directive. The materials used in this cable are cadmium-free and contain no silicone and do not represent health hazards and minimize the environmental impact.
- > The product is conformed with the Low Voltage Directive (LVD) 2014/35/EU of the European Parliament and of the Council ensures that electrical equipment within certain voltage limits provides a high level of protection for European citizens.
- >  Product meets all the legal requirements for CE marking and can be sold throughout the European Economic Area (EEA).

Technical data

Peak working voltage:	300 V
Test voltage:	800 V eff. (core/core, core/screening, AC 50 Hz)
Temperature range:	Fixed installation -30 °C to +70 °C
Insulation resistance:	Min. 100 MΩ x km
Mutual capacitance:	At 800 Hz max. 100 nF / km
Minimum bending radius:	Fixed installation 7,5 x cable Ø

Packaging

In coil or drum.